

CALIBRATION LABORATORIES

NVLAP LAB CODE 200958-0

SCOPE OF ACCREDITATION TO ISO/IEC 17025:2017

J&J Calibration Service Inc. 460 Main Avenue P.O. Box 63 Walcott, ND 58077-0063 Mr. Jeremy Alm Phone: 701-469-2340 Fax: 701-469-2342 E-mail: jeremy.alm@jjcalibration.com URL: www.jjcalibration.com	Fields of Calibration Dimensional DC/ Low Frequency Time & Frequency Mechanical Thermodynamics This laboratory is compliant to ANSI/NCSL Z540-1-1994; Part 1. (20/A01)
---	---

CALIBRATION AND MEASUREMENT CAPABILITIES (CMC) ^{Notes 1,2}

Measured Parameter or Device Calibrated	Range	Expanded Uncertainty ^{Notes 3,5}	Remarks
DIMENSIONAL			
LENGTH & DIAMETER; STEP GAGES (20/D05)			
Gage Blocks - Croblox or steel	0.050 in to 1.0 in	4 µin	Comparison to master gage Blocks using comparator stand and gage amplifier
	2.0 in to 4.0 in	2 µin + 1.5 µin/in	
Long blocks - steel	5.0 in to 10.0 in	2.5 µin + 1.5 µin/in	Comparison to master gage Blocks using universal measuring machine
	>10.0 in to 20.0 in	2.8 µin + 1.6 µin/in	
Micrometers, Outside, Inside, Depth Field calibrations available ^{Note 4} Mobile laboratory available ^{Note 7}	Up to 2 in >2 in to 36 in	40 µin + 0.6R 40 µin + 3 µin/in + 0.6R	Comparison to gage blocks
Calipers Field calibrations available ^{Note 4} Mobile laboratory available ^{Note 7}	0 in to 6 in >6 in to 60 in	81 µin + 0.6R 81 µin + 7.9 µin/in + 0.6R	Comparison to gage blocks
Indicators Field calibrations available ^{Note 4} Mobile laboratory available ^{Note 7}	0 in to 4 in	7.6 µin + 0.6R	Comparison to gage blocks

2020-10-07 through 2020-12-31

Effective dates



For the National Voluntary Laboratory Accreditation Program

CALIBRATION LABORATORIES

NVLAP LAB CODE 200958-0

CALIBRATION AND MEASUREMENT CAPABILITIES (CMC) Notes 1,2

Measured Parameter or Device Calibrated	Range	Expanded Uncertainty Notes 3,5	Remarks
Height Gages Field calibrations available Note 4 Mobile laboratory available Note 7	0 in to 40 in	160 μ in + 1.7 μ in/in + 0.6R	Comparison to gage blocks
Single Axis, Inner Dimension Field calibrations available Note 4 Mobile laboratory available Note 7	0.10 in to 10 in	6.2 μ in + 1.8 μ in/in	Ring comparator and gage blocks
Single Axis, Outer Dimension Field calibrations available Note 4 Mobile laboratory available Note 7	Up to 10 in	13 μ in + 1.5 μ in/in	Super Micrometer and gage blocks
Primary Lab only	< 1 in	5.1 μ in	Universal measuring machine and gage blocks
MEASURING WIRES (20/D07)			
Thread Wire Sets Field calibrations available Note 4 Mobile laboratory available Note 7	4 TPI to 80 TPI	19 μ in	Gage blocks and Super Micrometer
SURFACE TEXTURE (20/D12)			
Surface Plates Field calibrations available Note 4			
Flatness, overall	Up to 225 in on diag.	45 μ in	Digital levels
Flatness, local area	Up to 12 in on diag.	32 μ in	Datum gage (Repeat-o-meter)
THREADED PLUG & RING GAGES (20/D14)			
Thread Ring Gages - pitch diameter Field calibrations available Note 4 Mobile laboratory available Note 7	> 0 in to 9 in	4.7 x 10 ⁻⁴ in	Setting plug gages
Thread Plug Gages - pitch diameter Field calibrations available Note 4 Mobile laboratory available Note 7	> 0 in to 9 in	33 μ in	Super Micrometer and thread wires

2020-10-07 through 2020-12-31

Effective dates



For the National Voluntary Laboratory Accreditation Program

CALIBRATION LABORATORIES


NVLAP LAB CODE 200958-0

CALIBRATION AND MEASUREMENT CAPABILITIES (CMC) Notes 1,2

Measured Parameter or Device Calibrated	Range	Frequency Range	Expanded Uncertainty <small>Notes 3,5</small>	Remarks
ELECTROMAGNETICS – DC/LOW FREQUENCY				
AC CURRENT (20/E02)				
AC Current - Generate Field calibrations available <small>Note 4</small> Mobile laboratory available <small>Note 7</small>	20 μ A to 202 μ A	10 Hz to 44 Hz	0.27 % + 0.25 μ A	Transmille 3010A
		45 Hz to 999 Hz	0.085 % + 0.15 μ A	
		1 kHz to 10 kHz	0.94 % + 0.25 μ A	
	200 μ A to 2.02 mA	10 Hz to 44 Hz	0.27 % + 0.25 μ A	
		45 Hz to 999 Hz	0.073 % + 0.20 μ A	
		1 kHz to 10 kHz	0.59 % + 0.30 μ A	
	2 mA to 20.2 mA	10 Hz to 44 Hz	0.27 % + 3.0 μ A	
		45 Hz to 999 Hz	0.048 % + 2.0 μ A	
		1 kHz to 10 kHz	0.31 % + 3.0 μ A	
	20 mA to 202 mA	10 Hz to 44 Hz	0.27 % + 30 μ A	
		45 Hz to 999 Hz	0.051 % + 20 μ A	
		1 kHz to 10 kHz	0.59 % + 40 μ A	
AC Current - Measure Field calibrations available <small>Note 4</small> Mobile laboratory available <small>Note 7</small>	200 mA to 2.02 A	10 Hz to 44 Hz	0.27 % + 300 μ A	Transmille 8081
		45 Hz to 999 Hz	0.074 % + 200 μ A	
		1 kHz to 10 kHz	0.59 % + 400 μ A	
		30 Hz to 44 Hz	0.24 % + 3.0 mA	
	2 A to 30 A	45 Hz to 99 Hz	0.10 % + 2.0 mA	
		100 Hz to 1 kHz	0.35 % + 4.0 mA	
		10 Hz to 40 Hz	0.11 % + 15 nA	
	1 μ A to 100 μ A	41 Hz to 1 kHz	0.062 % + 12 nA	
		1 kHz to 10 kHz	0.15 % + 30 nA	

2020-10-07 through 2020-12-31

Effective dates


For the National Voluntary Laboratory Accreditation Program

CALIBRATION LABORATORIES

NVLAP LAB CODE 200958-0

CALIBRATION AND MEASUREMENT CAPABILITIES (CMC) Notes 1,2


Measured Parameter or Device Calibrated	Range	Frequency Range	Expanded Uncertainty Notes 3,5	Remarks
	101 mA to 1 A	10 Hz to 40 Hz	0.11 % + 0.15 μ A	
		41 Hz to 1 kHz	0.061 % + 0.12 μ A	
		1 kHz to 10 kHz	0.15 % + 0.30 μ A	
	1.001 mA to 10 mA	10 Hz to 40 Hz	0.11 % + 1.5 μ A	
		41 Hz to 1 kHz	0.074 % + 1.2 μ A	
		1 kHz to 10 KHz	0.15 % + 3.0 μ A	
	10.001 mA to 100 mA	10 Hz to 40 Hz	0.12 % + 0.15 μ A	
		41 Hz to 1 kHz	0.062 % + 12 μ A	
		1 kHz to 10 KHz	0.15 % + 30 μ A	
	101 mA to 1A	10 Hz to 40 Hz	0.14 % + 0.20 mA	
		41 Hz to 1 kHz	0.084 % + 0.15 mA	
		1 kHz to 10 KHz	0.16 % + 0.50 mA	
	1.001 A to 10 A	10 Hz to 40 Hz	0.21 % + 4.0 mA	
		41 Hz to 1 kHz	0.15 % + 3.0 mA	
	10.001 A to 30 A	10 Hz to 40 Hz	0.21 % + 12 mA	
		41 Hz to 1 kHz	0.15 % + 9.0 mA	

CALIBRATION AND MEASUREMENT CAPABILITIES (CMC) Notes 1,2

Measured Parameter or Device Calibrated	Range	Expanded Uncertainty Notes 3,5	Remarks
DC RESISTANCE AND CURRENT (20/E05)			
DC Current - Generate Field calibrations available Note 4 Mobile laboratory available Note 7	1 μ A to 202 μ A	0.012 % + 10 nA	Transmille 3010A
	202 μ A to 2.02 mA	61 μ A/A + 30 nA	
	2.02 mA to 20.2 mA	61 μ A/A + 0.20 μ A	
	20.2 mA to 202 mA	73 μ A/A + 2.0 μ A	
	202 mA to 2.02 A	0.016 % + 30 μ A	
	2.02 A to 20.2 A	0.035 % + 300 μ A	
	20.2 A to 30 A	0.060 % + 450 μ A	

2020-10-07 through 2020-12-31

Effective dates



For the National Voluntary Laboratory Accreditation Program

NVLAP LAB CODE 200958-0

Measured Parameter or Device Calibrated	Range	Expanded Uncertainty ^{Notes 3,5}	Remarks
DC Current - Measure	0.1 nA to 10 nA	2.3 % + 0.8 pA	Transmille 8081
Field calibrations available ^{Note 4}	10 nA to 100 nA	0.39 % + 3.4 pA	
Mobile laboratory available ^{Note 7}	100 nA to 1 μA	0.042 % + 17 pA	
	1 μA to 10 μA	61 μA/A + 100 pA	
	10 μA to 100 μA	18 μA/A + 0.40 nA	
	100 μA to 1 mA	18 μA/A + 4.0 nA	
	1 mA to 10 mA	21 μA/A + 40 nA	
	10 mA to 100 mA	55 μA/A + 0.60 μA	
	100 mA to 1 A	0.027 % + 13 μA	
	1 A to 10 A	0.068 % + 350 μA	
	10 A to 30 A	0.091 % + 15 mA	
Resistance - Generate	0 mΩ	5.9 mΩ	
Field calibrations available ^{Note 4}	100 mΩ	0.013 % + 0.005 Ω	
Mobile laboratory available ^{Note 7}	1 Ω	0.015 % + 0.005 Ω	
	10 Ω	33 μΩ/Ω + 0.005 Ω	
	100 Ω	21 μΩ/Ω + 0.005 Ω	
	1 kΩ	21 μΩ/Ω + 0.005 Ω	
	10 kΩ	9.8 μΩ/Ω + 0.05 Ω	
	100 kΩ	22 μΩ/Ω + 0.50 Ω	
	1 MΩ	32 μΩ/Ω + 5 Ω	
	10 MΩ	0.011 % + 100 Ω	
	100 MΩ	0.21 % + 2.0 kΩ	
	1 GΩ	1.2 % + 30 kΩ	
	1 MΩ	0.066 %	Ohmmite resistors with Transmille 8081
	5 MΩ	0.066 %	
	10 MΩ	0.066 %	
	25 MΩ	0.067 %	
	100 MΩ	0.068 %	
	1 GΩ	0.085 %	

For the National Voluntary Laboratory Accreditation Program

CALIBRATION LABORATORIES

NVLAP LAB CODE 200958-0

CALIBRATION AND MEASUREMENT CAPABILITIES (CMC) Notes 1,2

Measured Parameter or Device Calibrated	Range	Expanded Uncertainty Notes 3,5	Remarks
Resistance - Measure Field calibrations available Note 4 Mobile laboratory available Note 7	0.001 Ω to 1 Ω 1.001 Ω to 10 Ω 10.001 Ω to 100 Ω 100.001 Ω to 1 k Ω 1.001 Ω to 10 k Ω 10.001 k Ω to 100 k Ω 101 k Ω to 1 M Ω 1.001 M Ω to 10 M Ω 10.01 M Ω to 30 M Ω 30.01 M Ω to 270 M Ω 270.1 M Ω to 2700 M Ω	29 $\mu\Omega/\Omega$ + 6.0 $\mu\Omega$ 19 $\mu\Omega/\Omega$ + 30 $\mu\Omega$ 17 $\mu\Omega/\Omega$ + 100 $\mu\Omega$ 15 $\mu\Omega/\Omega$ + 800 m Ω 17 $\mu\Omega/\Omega$ + 8.0 m Ω 18 $\mu\Omega/\Omega$ + 800 Ω 22 $\mu\Omega/\Omega$ + 2.0 Ω 29 $\mu\Omega/\Omega$ + 80 Ω 0.017 % 0.016 % 0.054 %	Transmille 8081
DC VOLTAGE (20/E06)			
DC Voltage - Generate Field calibrations available Note 4 Mobile laboratory available Note 7	0 μ V to 202 mV 200 mV to 2.02 V 2 V to 20.2 V 20 V to 202 V 200 V to 1025 V	18 μ V/V + 2.0 μ V 11 μ V/V + 2.5 μ V 9.9 μ V/V + 24 μ V 14 μ V/V + 240 μ V 14 μ V/V + 2.4 mV	Transmille 3010A
DC Voltage - Measure Field calibrations available Note 4 Mobile laboratory available Note 7	0 nV to 100 mV 101 mV to 1 V 1.001 V to 10 V 10.001 V to 100 V 101 V to 1050 V	13 μ V/V + 0.17 μ V 7.9 μ V/V + 0.60 μ V 8.5 μ V/V + 6.0 μ V 11 μ V/V + 80 μ V 12 μ V/V + 1.2 mV	Transmille 8081

CALIBRATION AND MEASUREMENT CAPABILITIES (CMC) Notes 1,2

Measured Parameter or Device Calibrated	Range	Frequency Range	Expanded Uncertainty Notes 3,5	Remarks
LF AC VOLTAGE (20/E09)				
LF AC Voltage – Generate Field calibrations available Note 4 Mobile laboratory available Note 7	0 mV to 202 mV	10 Hz to 44 Hz 45 Hz to 999 Hz 1 kHz to 19.999 kHz	0.098 % + 15 μ V 0.025 % + 15 μ V 0.033 % + 28 μ V	Transmille 3010A

2020-10-07 through 2020-12-31

Effective dates



For the National Voluntary Laboratory Accreditation Program

CALIBRATION LABORATORIES

NVLAP LAB CODE 200958-0

CALIBRATION AND MEASUREMENT CAPABILITIES (CMC) ^{Notes 1,2}

Measured Parameter or Device Calibrated	Range	Frequency Range	Expanded Uncertainty ^{Notes 3,5}	Remarks
LF AC Voltage – Measure Field calibrations available ^{Note 4} Mobile laboratory available ^{Note 7}	200 mV to 2.02 V	20 kHz to 99.999 kHz	0.12 % + 40 µV	
		100 kHz to 500 kHz	0.55 % + 100 µV	
		10 Hz to 44 Hz	0.066 % + 180 µV	
		45 Hz to 999 Hz	0.022 % + 120 µV	
		1 kHz to 19.999 kHz	0.032 % + 180 µV	
		20 kHz to 99.999 kHz	0.078 % + 300 µV	
	2 V to 20.2 V	100 kHz to 500 kHz	0.42 % + 450 µV	
		10 Hz to 44 Hz	0.060 % + 1.6 mV	
		45 Hz to 999 Hz	0.022 % + 1.0 mV	
		1 kHz to 19.999 kHz	0.032 % + 1.6 mV	
	20 V to 202 V	20 kHz to 99.999 kHz	0.076 % + 3.0 mV	
		30 Hz to 44 Hz	0.062 % + 20 mV	
		45 Hz to 999 Hz	0.021 % + 12 mV	
		1 kHz to 9.999 kHz	0.026 % + 16 mV	
	200 V to 1020 V	10 kHz to 40 kHz	0.040 % + 30 mV	
		30 Hz to 44 Hz	0.072 % + 200 mV	
		45 Hz to 999 Hz	0.027 % + 60 mV	
		1 kHz to 10 kHz	0.033 % + 120 mV	Limited frequency and voltage pairs for this voltage range
	100 nV to 100 mV	10 Hz to 40 Hz	0.097 % + 15 µV	Transmille 8081
		41 Hz to 200 Hz	0.049 % + 9 µV	
		201 Hz to 2 kHz	0.049 % + 8 µV	
		2 kHz to 20 kHz	0.055 % + 10 µV	
		20 kHz to 100 kHz	0.16 % + 50 µV	
	101 mV to 1 V	10 Hz to 40 Hz	0.071 % + 150 µV	
		40 Hz to 200 Hz	0.037 % + 60 µV	
		200 Hz to 2 kHz	0.030 % + 60 µV	
		2 kHz to 20 kHz	0.11 % + 100 µV	

2020-10-07 through 2020-12-31

Effective dates



For the National Voluntary Laboratory Accreditation Program

CALIBRATION LABORATORIES

NVLAP LAB CODE 200958-0

CALIBRATION AND MEASUREMENT CAPABILITIES (CMC) ^{Notes 1,2}


Measured Parameter or Device Calibrated	Range	Frequency Range	Expanded Uncertainty ^{Notes 3,5}	Remarks
	1.001 V to 10 V	20 kHz to 100 kHz	0.14 % + 500 μ V	
		100 kHz to 1 MHz	2.2 % + 25 mV	
		40 Hz to 200 Hz	0.037 % + 0.6 mV	
		200 Hz to 2 kHz	0.031 % + 0.6 mV	
		2 kHz to 20 kHz	0.11 % + 1 mV	
		20 kHz to 100 kHz	0.14 % + 5 mV	
	10.001 V to 100 V	10 Hz to 40Hz	0.098 % + 15 mV	
		40 Hz to 200Hz	0.044 % + 9 mV	
		200 Hz to 2kHz	0.044 % + 7 mV	
		2 kHz to 20 kHz	0.11 % + 10 mV	
		20 kHz to 50 kHz	0.17 % + 50 mV	
	101 V to 1 kV	40 Hz to 200 Hz	0.049 % + 90 mV	
		200 Hz to 2 kHz	0.062 % + 70 mV	
		2 kHz to 20 kHz	0.093 % + 100 mV	

CALIBRATION AND MEASUREMENT CAPABILITIES (CMC) ^{Notes 1,2}

Measured Parameter or Device Calibrated	Range	Expanded Uncertainty ^{Notes 3,5}	Remarks
LF CAPACITANCE (20/E10)			
LF Capacitance - Generate	10 nF	0.32 %	Transmille 3010A
Field calibrations available ^{Note 4}	20 nF	0.32 %	
Mobile laboratory available ^{Note 7}	50 nF	0.30 %	
	100 nF	0.30 %	
	1 μF	0.47 %	
	10 μF	0.71 %	
LF INDUCTANCE (20/E11)			
LF Inductance - Generate	1 mH to 10 H	0.60 %	Transmille 3010A
Field calibrations available ^{Note 4}			
Mobile laboratory available ^{Note 7}			

2020-10-07 through 2020-12-31

Effective dates



For the National Voluntary Laboratory Accreditation Program

CALIBRATION LABORATORIES

NVLAP LAB CODE 200958-0

CALIBRATION AND MEASUREMENT CAPABILITIES (CMC) Notes 1,2

Measured Parameter or Device Calibrated	Range	Expanded Uncertainty Notes 3,5	Remarks
TIME AND FREQUENCY			
FREQUENCY DISSEMINATION (20/F01)			
Frequency Measuring Devices Field calibrations available Note 4 Mobile laboratory available Note 7	1 Hz to 10 MHz	1.2 μ Hz/Hz	Transmille 3010A
Frequency Source Devices Field calibrations available Note 4 Mobile laboratory available Note 7	1 Hz to 1 MHz	2.5 μ Hz/Hz + 2 digits	Transmille 8081
MECHANICAL			
TORQUE (20/M15)			
Torque Tools Field calibrations available Note 4 Mobile laboratory available Note 7	4 lbf-in to 50 lbf-in 30 lbf-in to 400 lbf-in 80 lbf-in to 1000 lbf-in 20 lbf-ft to 250 lbf-ft 60 lbf-ft to 600 lbf-ft	0.55 % 0.46 % 0.32 % 0.42 % 0.41 %	ASME B107.14-2004, ISO 6789:2003, using torque transducers
Torque Transducers Field calibrations available Note 4 Mobile laboratory available Note 7	4 lbf-in to 50 lbf-in 30 lbf-in to 400 lbf-in 80 lbf-in to 1000 lbf-in 20 lbf-ft to 250 lbf-ft 60 lbf-ft to 600 lbf-ft	0.20 % 0.20 % 0.20 % 0.20 % 0.20 %	ASME B107.29-2005 using torque arm and weights
THERMODYNAMIC			
RESISTANCE THERMOMETRY (20/T07)			
Temperature Source Devices (baths, calibrators)	-80 °C to 420 °C	0.22 °C	SPRT temperature probe and Transmille 8081
Temperature Measuring Devices (thermometers, probes)	0 °C to 230 °C >230 °C to 420 °C	0.032 °C + 0.6R 0.053 °C + 0.6R	SPRT temperature probe, Transmille 8081 w/temp bath

2020-10-07 through 2020-12-31

Effective dates



For the National Voluntary Laboratory Accreditation Program

CALIBRATION LABORATORIES

NVLAP LAB CODE 200958-0

CALIBRATION AND MEASUREMENT CAPABILITIES (CMC) ^{Notes 1,2}

Measured Parameter or Device Calibrated	Range	Expanded Uncertainty ^{Notes 3,5}	Remarks
PRESSURE (20/T05)			
Pressure – hydraulic measuring devices	10 psig to 500 psig	0.019 %	ASME B40.1-1991 using deadweight tester
	200 psig to 10 000 psig	0.018 %	
END			

2020-10-07 through 2020-12-31

Effective dates



For the National Voluntary Laboratory Accreditation Program


CALIBRATION LABORATORIES

NVLAP LAB CODE 200958-0

Notes
<p>Note 1: A Calibration and Measurement Capability (CMC) is a description of the best result of a calibration or measurement (result with the smallest uncertainty of measurement) that is available to the laboratory's customers under normal conditions, when performing more or less routine calibrations of nearly ideal measurement standards or instruments. The CMC is described in the laboratory's scope of accreditation by: the measurement parameter/device being calibrated, the measurement range, the uncertainty associated with that range (see note 3), and remarks on additional parameters, if applicable.</p> <p>Note 2: Calibration and Measurement Capabilities are traceable to the national measurement standards of the U.S. or to the national measurement standards of other countries and are thus traceable to the internationally accepted representation of the appropriate SI (Système International) unit.</p> <p>Note 3: The uncertainty associated with a measurement in a CMC is an expanded uncertainty with a level of confidence of approximately 95 %, typically using a coverage factor of $k = 2$. However, laboratories may report a coverage factor different than $k = 2$ to achieve the 95 % level of confidence. Units for the measurand and its uncertainty are to match. Exceptions to this occur when marketplace practice employs mixed units, such as when the artifact to be measured is labeled in non-SI units and the uncertainty is given in SI units (Example: 5 lb weight with uncertainty given in mg).</p> <p>Note 3a: The uncertainty of a specific calibration by the laboratory may be greater than the uncertainty in the CMC due to the condition and behavior of the customer's device and specific circumstances of the calibration. The uncertainties quoted do not include possible effects on the calibrated device of transportation, long term stability, or intended use.</p> <p>Note 3b: As the CMC represents the best measurement results achievable under normal conditions, the accredited calibration laboratory shall not report smaller uncertainty of measurement than that given in a CMC for calibrations or measurements covered by that CMC.</p> <p>Note 3c: As described in Note 1, CMCs cover calibrations and measurements that are available to the laboratory's customers under <i>normal conditions</i>. However, the laboratory may have the capability to offer special tests, employing special conditions, which yield calibration or measurement results with lower uncertainties. Such special tests are not covered by the CMCs and are outside the laboratory's scope of accreditation. In this case, NVLAP requirements for the labeling, on calibration reports, of results outside the laboratory's scope of accreditation apply. These requirements are set out in Annex A.5 of NIST Handbook 150, Procedures and General Requirements.</p> <p>Note 4: Uncertainties associated with field service calibration may be greater as they incorporate on-site environmental contributions, transportation effects, or other factors that affect the measurements. (This note applies only if marked in the body of the scope.)</p> <p>Note 5: Values listed with percent (%) are percent of reading or generated value unless otherwise noted.</p> <p>Note 6: NVLAP accreditation is the formal recognition of specific calibration capabilities. Neither NVLAP nor NIST guarantee the accuracy of individual calibrations made by accredited laboratories.</p> <p>Note 7: The laboratory utilizes a mobile lab for most of its field service work. Please note that uncertainties listed are valid whenever the work is performed in the mobile lab. If work is done in customer facility, then note 4 will apply.</p>

2020-10-07 through 2020-12-31

Effective dates



For the National Voluntary Laboratory Accreditation Program